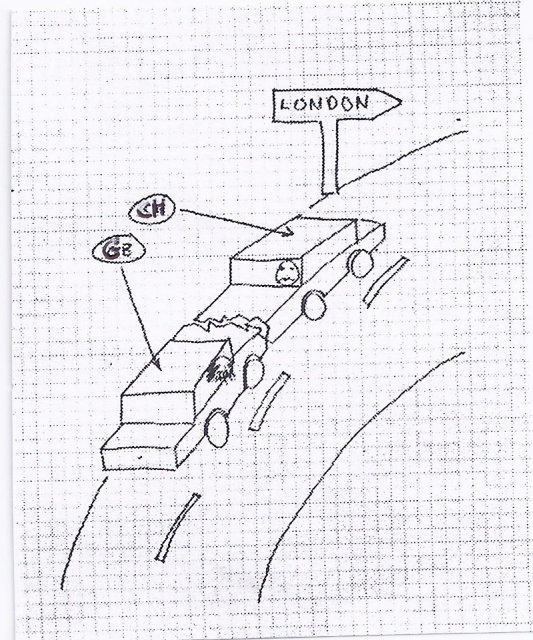

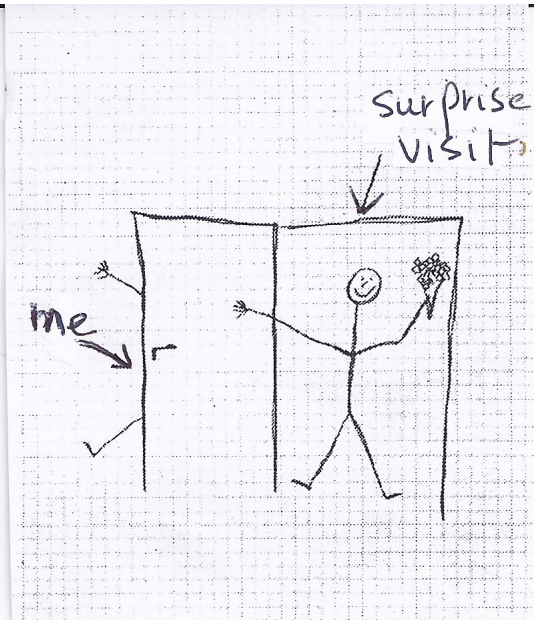



Someone tells, someone else draws Guided Drawing

Examples:



The goal of this exercise is to describe a simple drawing so that another person can understand, imagine and draw it. It's necessary to use accurate vocabulary, especially adjectives and local prepositions.

This activity can be used as an "ice-breaker" or to relax after a hard work or to finish class or as an introduction to a special topic (insurances, report of theft or damages...)

Understanding the humor is also an important aspect of the activity.

Materials

Several simple drawings (The examples come from a Swiss insurance company who use them as publicity. You can find more on google images under "zeichnungen Mobiliar")

Of course you can use any other kind of simple drawings.

Suggestions or steps:

Begin activity in a plenum and show one of these pictures on an OHP foil. Ask learners to describe the picture and to explain the humour (the legend). Give instructions for the continuation of the activity in groups.

Suggestion 1:

Each learner receives a different picture.

Learners are divided in groups of 2 or 3

In each group learner A describes his picture, so precisely as possible, and learner B draws.

As he is finished with drawing, learner B makes a little story about his picture and tries to find a legend.

Learner A shows the original picture with the legend to learner B

Change roles

(Note: In a group of 3 persons, 2 persons describe together one picture and the 3rd person draws – By changing roles, one person describes his picture, the other 2 are drawing)

Suggestion 2:

This activity can be also done in a plenum.

Choose just one picture and copy it (one exemplar is an empty sheet of paper). Each learner picks up one sheet. The one with the "white" sheet will be the drawer.

The drawer goes to the black/white board and draws the picture, following the instructions of the describers.

With more than 6 persons, you can split the class in 2 groups and compare the results of both groups (drawing, story, legend)

Eventually: Additional task:

1. Creativity: In small groups learners discuss and try to find an other topic for a new drawing